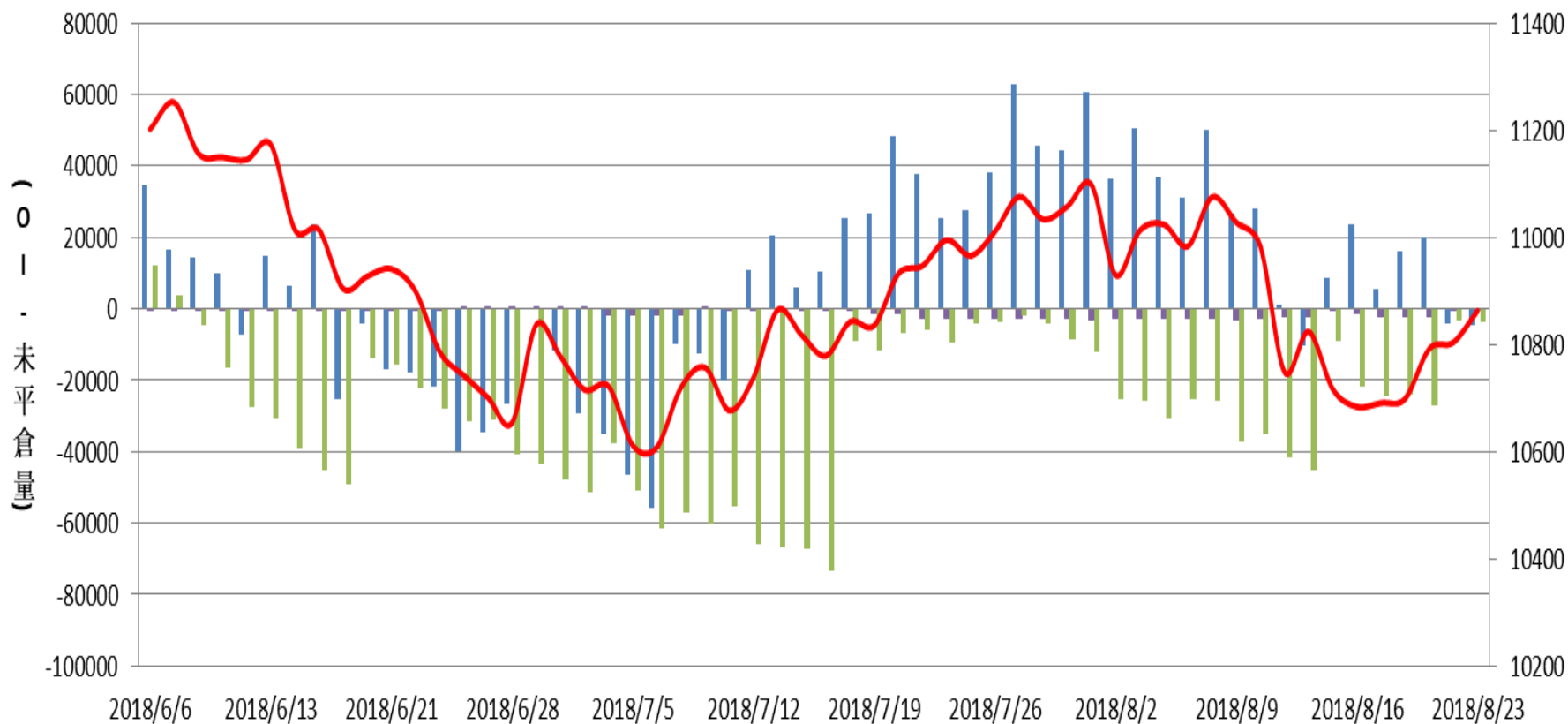


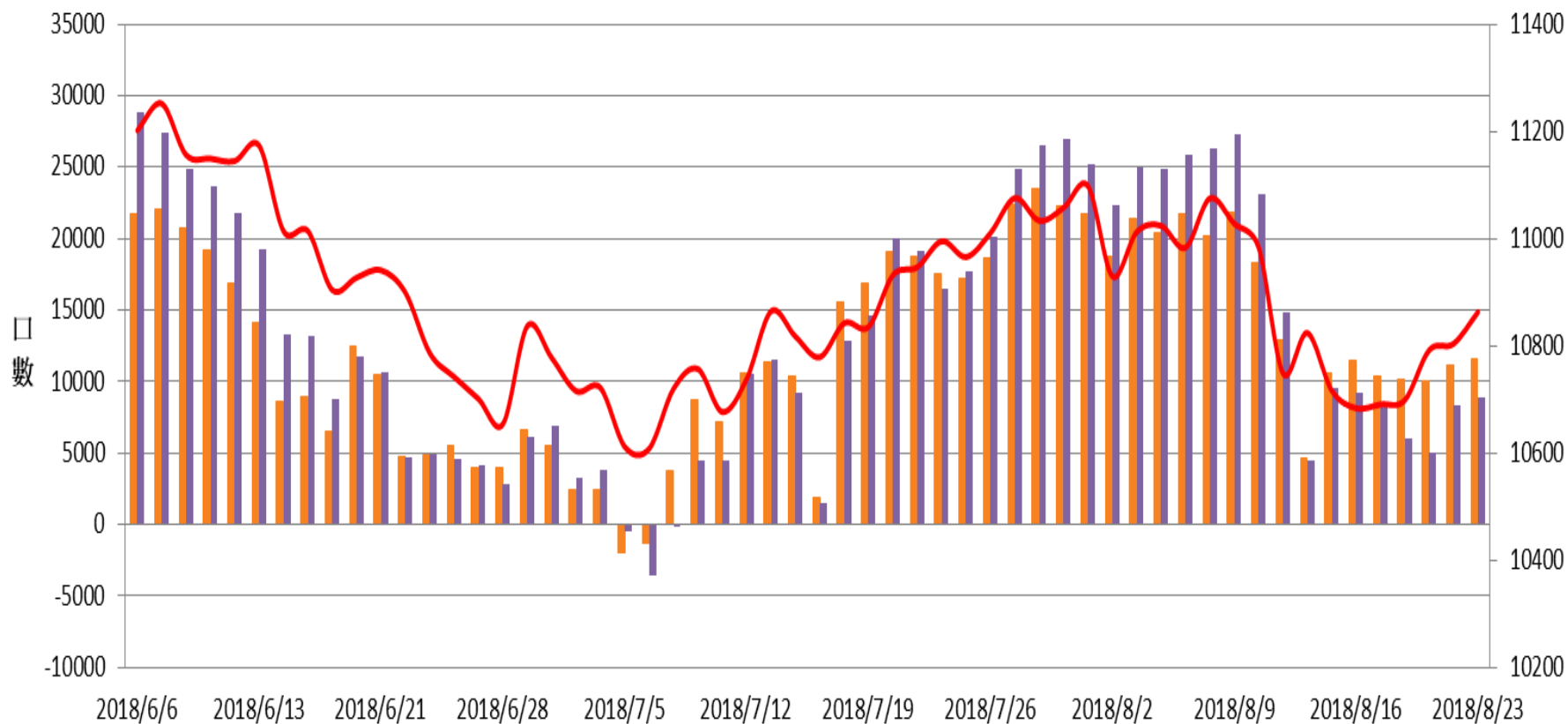
選擇權三大法人未平倉口數V.S 加權指數

■ 自營 ■ 投信 ■ 外資 — 加權指數



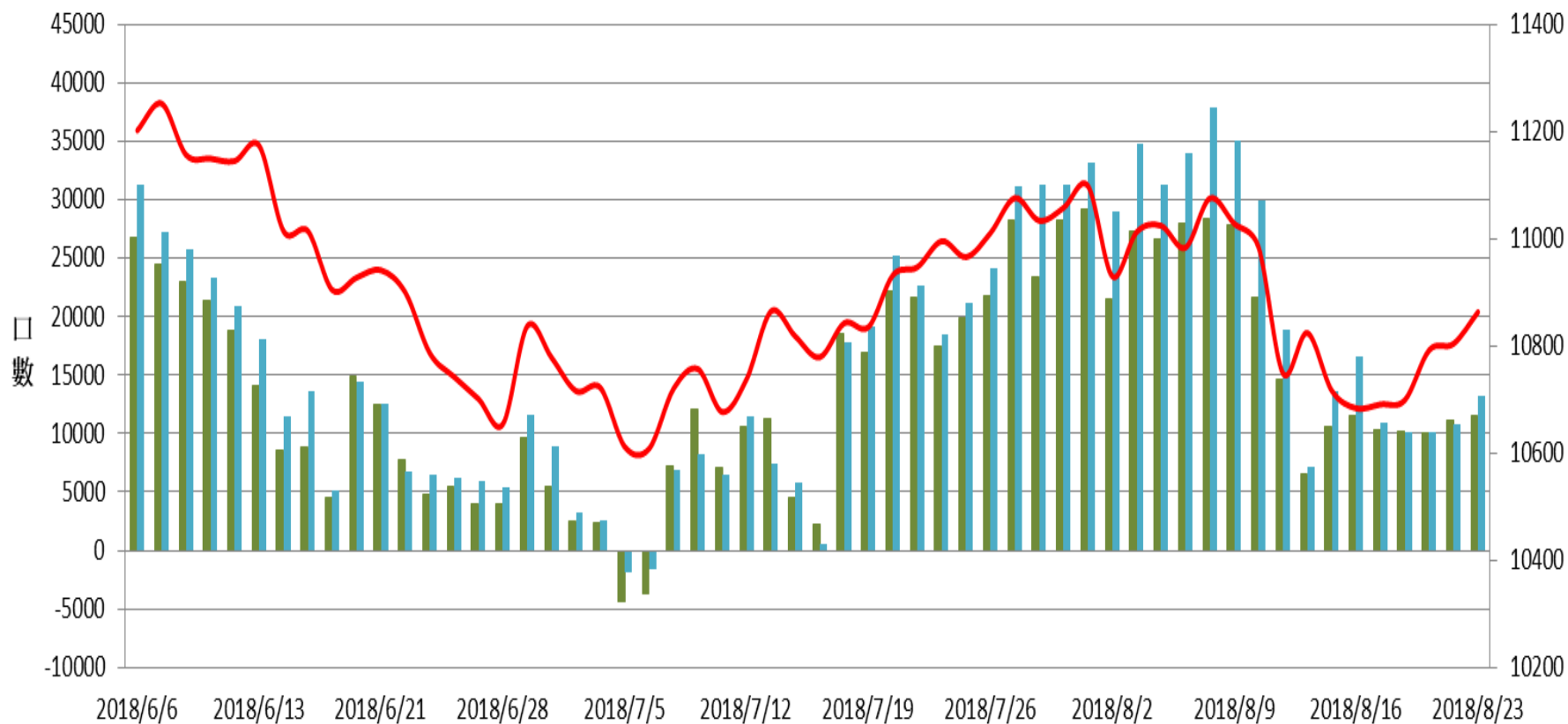
### 加權指數V.S期貨大額法人未平倉口數

前五大 前十大 加權指數



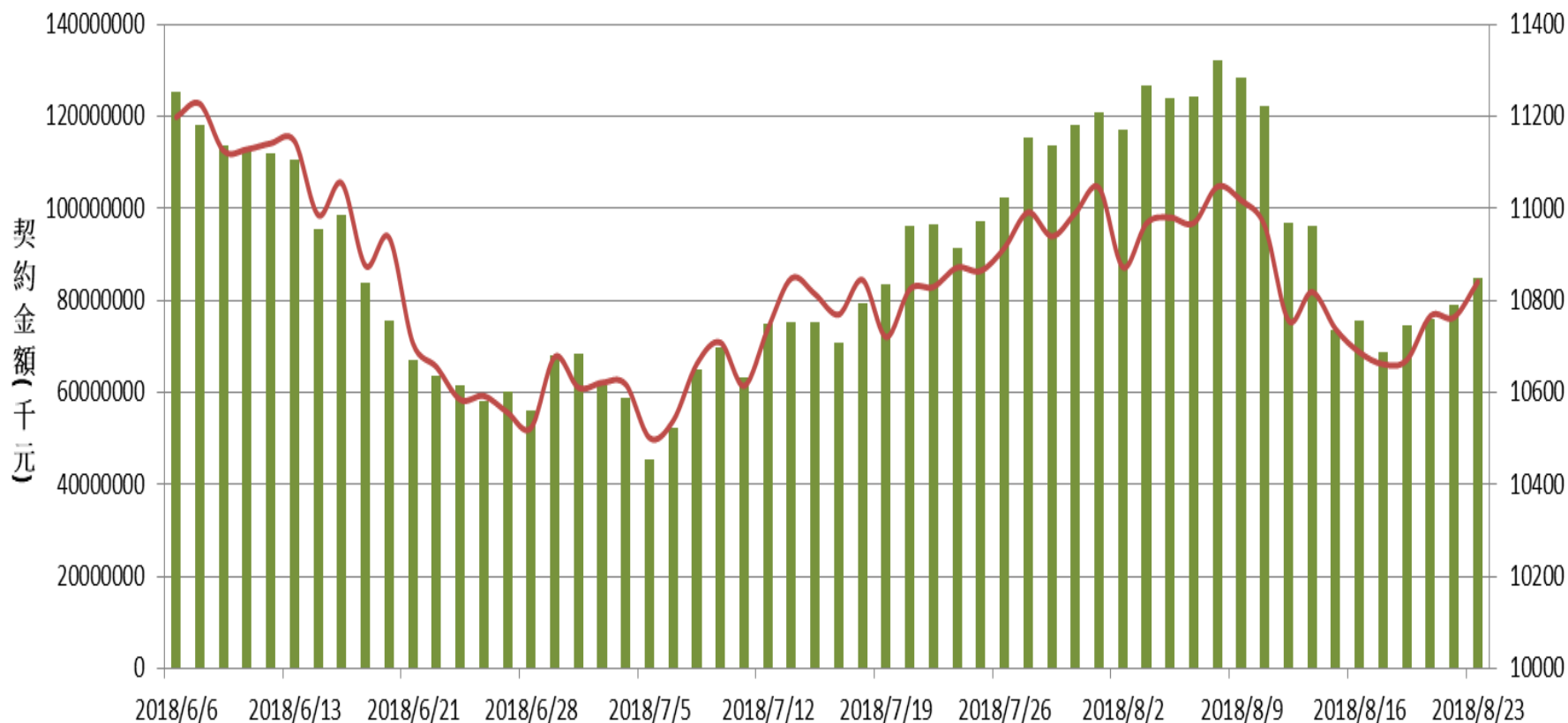
加權指數V.S期貨特定法人未平倉口數

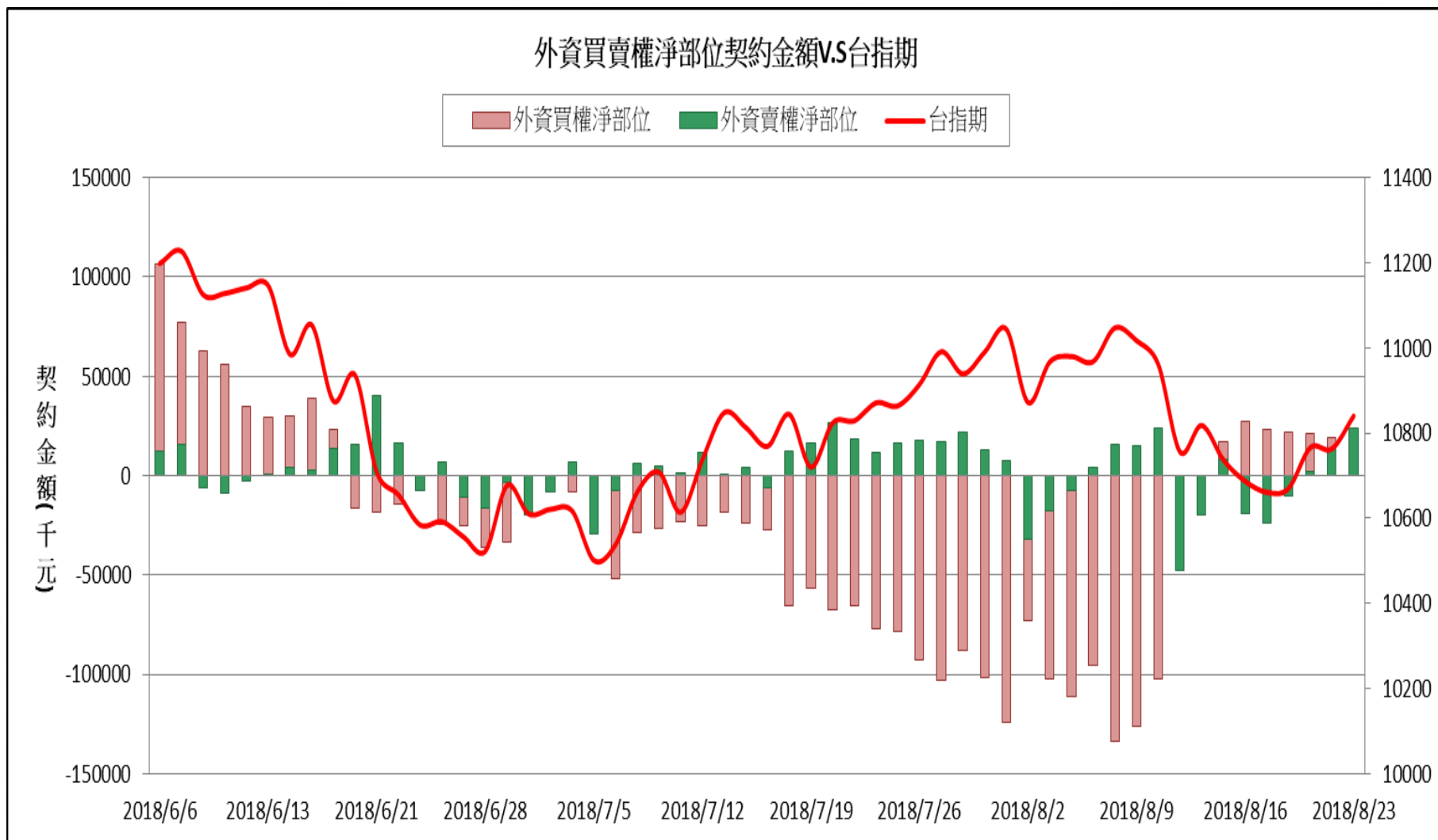
前五特 前十特 加權指數

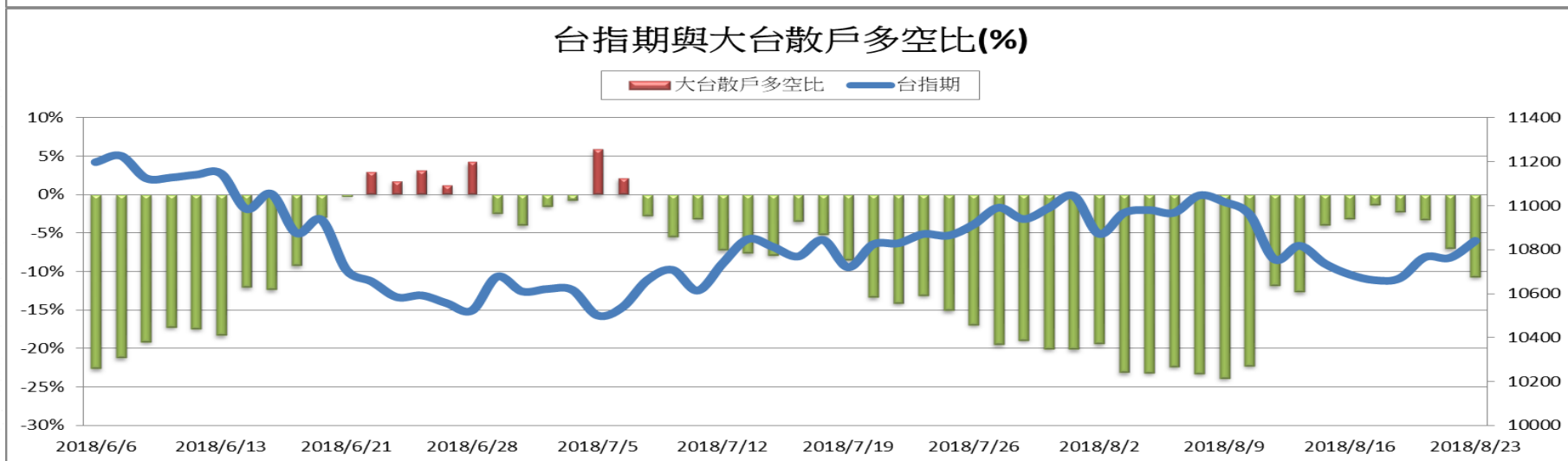
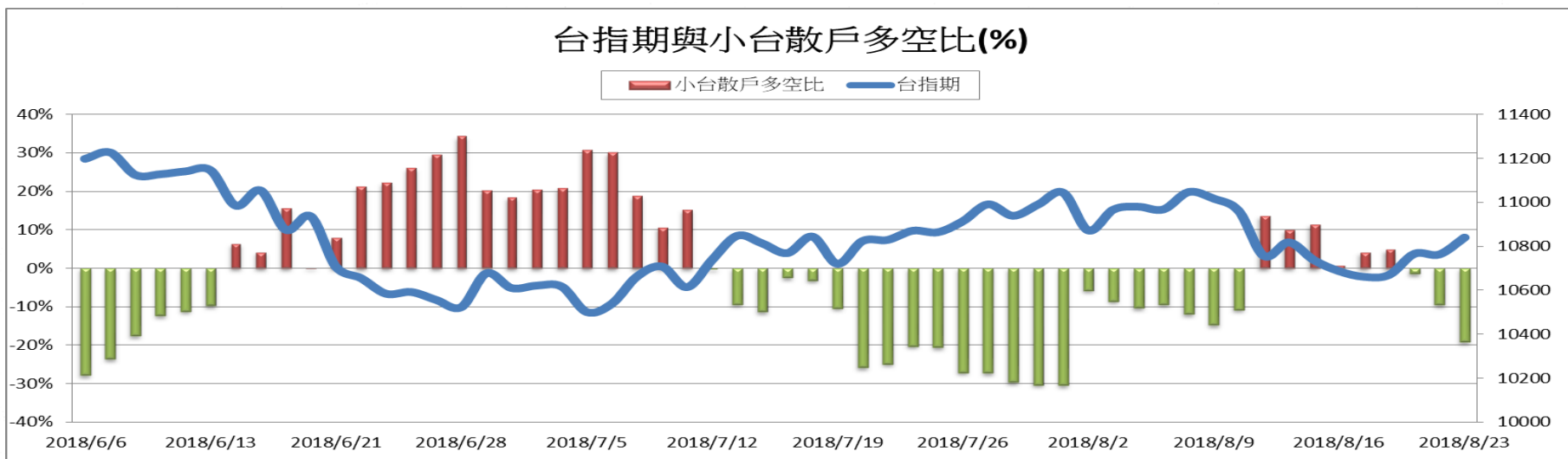


外資台指期與選擇權淨部位契約金額V.S台指期

■ 外資淨部位(千元)    — 台指期









買 權			201809	賣 權		
Vol	OI變化	OI	履約價	OI	OI變化	Vol
0	0	0	8200		9822 (+203)	242
0	0	0	8300		1516 (+72)	122
0	0	0	8400		2585 (+89)	132
0	0	0	8500		449 (+51)	51
0	0	5	8600		2739 (+12)	78
0	0	16	8700		482 (-1)	71
0	0	36	8800		3222 0	110
0	0	0	8900		1239 (-8)	31
0	0	17	9000		3961 (+100)	131
0	0	70	9100		1474 (+10)	21
0	0	20	9200		3666 (-21)	57
0	0	2	9300		2087 (+23)	61
0	0	56	9400		3443 (+13)	122
1	(+1)	2	9500		3377 (-30)	167
260	(+218)	332	9600		3333 (-218)	737
21	(+1)	42	9700		1576 (-4)	555
16	(-5)	208	9800		5132 (+207)	1602
0	0	10	9900		8092 (-112)	1430
32	(+1)	223	10000		12230 (+289)	2139
1	(-1)	44	10100		9614 (+438)	3122
44	(-14)	362	10200		13688 (+1025)	3785
40	(-6)	1347	10300		11907 (-32)	3993
93	(-17)	1234	10400		17915 (+454)	6091
254	(-61)	1261	10500		15511 (+497)	7739
925	(-17)	3105	10600		11827 (+1819)	7696
2251	(-38)	3641	10700		11025 (+1939)	7974
7471	(-523)	7477	10800		8281 (+570)	5136
11752	(-1063)	12333	10900		4272 (+359)	1802
10394	(+1174)	20047	11000		1844 (+47)	587
7058	(+381)	15884	11100		412 (+25)	85
5671	(-263)	23903	11200		366 (-8)	59
2217	(-47)	10400	11300		84 (+1)	12
1459	(+236)	10438	11400		129 (+1)	4
313	(+73)	6482	11500		61 (-1)	3
73	(+58)	5212	11600		25 (+1)	1
140	(+20)	1809	11700		2 (+1)	1
1	(+1)	2784	11800		3 0	0
0	0	645	11900		1 0	0
15	(-10)	1571	12000		3 0	0
1	0	981	12100		0 0	0
0	0	2236	12200		1 0	0
0	0	608	12300		0 0	0
2	(+1)	1393	12400		3 0	0
0	0	1005	12500		0 0	0
0	0	1073	12600		0 0	0
0	0	465	12700		0 0	0
0	0	1642	12800		0 0	0
0	0	177	12900		0 0	0
0	0	1853	13000		0 0	0
0	0	247	13100		0 0	0
0	0	784	13200		0 0	0
0	0	93	13300		0 0	0
0	0	688	13400		2 0	0
0	0	23	13500		0 0	0
0	0	3994	13600		0 0	0